

Comparative Annuity Reports

Your guide to comparing data about Single Premium Immediate Annuity programs

October 2013

1-800-872-6684

www.immediateannuities.com/comparativeannuityreports/

Volume 34 Issue 10

SUMMARY OF IMMEDIATE ANNUITY PAYOUTS

© Comparative Annuity Reports, All Rights Reserved

Period (Term) <u>Certain Only</u>	<u>Average</u>	<u>Highest</u>	Single Life <u>Only</u>	<u>Average</u>	<u>Highest</u>	Single Life with <u>10-Years Certain</u>	<u>Average</u>	<u>Highest</u>
5-Year Pd. Cert.	\$ 1,688	\$ 1,730	Male Age 60	\$ 509	\$ 539	Male Age 60	\$ 500	\$ 529
10-Year Pd. Cert.	\$ 903	\$ 935	Fem. Age 60	\$ 479	\$ 517	Fem. Age 60	\$ 474	\$ 510
15-Year Pd. Cert.	\$ 663	\$ 693	Male Age 65	\$ 569	\$ 605	Male Age 65	\$ 552	\$ 584
20-Year Pd. Cert.	\$ 552	\$ 587	Fem. Age 65	\$ 530	\$ 566	Fem. Age 65	\$ 520	\$ 552
25-Year Pd. Cert.	\$ 483	\$ 543	Male Age 70	\$ 652	\$ 693	Male Age 70	\$ 615	\$ 647
30-Year Pd. Cert.	\$ 439	\$ 499	Fem. Age 70	\$ 600	\$ 632	Fem. Age 70	\$ 579	\$ 607
			Male Age 75	\$ 767	\$ 815	Male Age 75	\$ 689	\$ 721
			Fem. Age 75	\$ 704	\$ 744	Fem. Age 75	\$ 653	\$ 684

Above figures are monthly income per \$100,000 non-qualified premium in a non-premium tax state.

Important Disclaimers: No warranties are made about the information published in Comparative Annuities Report. All information published in this newsletter is subject to change without notice and may vary from state to state at time of publication. This information is not intended to create public interest in the sale of annuities. You should consult with a competent financial planner to determine whether an annuity is suitable for your financial situation.

Comparative Annuity Report Data on SPIA annuities are quoted monthly in Kiplinger's Retirement Report.

Comparative Annuity Reports - October 2013

Gender & Age	2012												2013		
	Oct	Nov	Dec	Jan	Feb	Mar	Apr	May	Jun	Jul	Aug	Sep	Oct	MoM	YoY
M60*	\$467	\$466	\$464	\$461	\$465	\$470	\$471	\$464	\$469	\$460	\$491	\$498	\$500	0.40%	6.83%
F60*	\$442	\$441	\$439	\$436	\$440	\$445	\$447	\$439	\$443	\$458	\$465	\$472	\$474	0.42%	6.99%
M65*	\$519	\$518	\$516	\$513	\$517	\$522	\$522	\$515	\$520	\$536	\$543	\$549	\$552	0.54%	6.16%
F65*	\$488	\$487	\$486	\$482	\$487	\$491	\$493	\$484	\$488	\$503	\$510	\$518	\$520	0.39%	6.35%
M70*	\$583	\$582	\$581	\$577	\$581	\$585	\$585	\$579	\$584	\$599	\$606	\$612	\$615	0.49%	5.34%
F70*	\$548	\$547	\$546	\$542	\$546	\$550	\$552	\$544	\$547	\$562	\$569	\$576	\$579	0.52%	5.50%
M75*	\$658	\$658	\$656	\$653	\$656	\$660	\$659	\$653	\$658	\$673	\$680	\$687	\$689	0.29%	4.60%
F75*	\$624	\$624	\$623	\$619	\$622	\$625	\$627	\$619	\$622	\$637	\$644	\$652	\$653	0.15%	4.54%
10PC**	\$880	\$879	\$878	\$876	\$877	\$878	\$879	\$875	\$878	\$891	\$894	\$902	\$903	0.11%	2.58%
25PC**	\$448	\$447	\$443	\$444	\$448	\$453	\$454	\$446	\$452	\$468	\$475	\$484	\$483	-0.21%	7.52%
AVG	\$566	\$565	\$563	\$560	\$564	\$568	\$569	\$562	\$566	\$579	\$588	\$595	\$597	0.31%	5.64%

Legend: MoM=month over month change, YoY=year over year change

* Monthly income per \$100,000 for life with 10 years certain immediate annuity. M60=male age 60, F60=female age 60, etc.

**Monthly income per \$100,000 for X year period certain only annuity, 10PC=10 years, 25PC=25 years

Source: www.immediateannuities.com/comparativeannuityreports/

Chart 1. Yields for Moody's AAA Corp. Bonds, 10Yr. Treasury Notes, and their Spread (Corp. minus 10Yr T-N)

www.immediateannuities.com/comparativeannuityreports/ 1-800-872-6684
Updated October 1, 2013

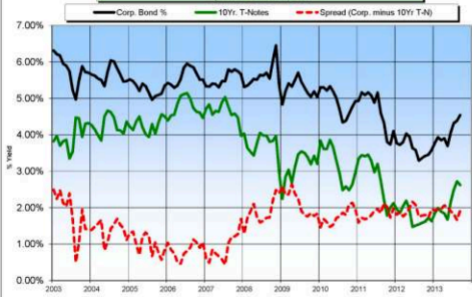


Chart 2. Yields for Moody's AAA Corp. Bonds and 10Yr. Treasury Notes

www.immediateannuities.com/comparativeannuityreports/ 1-800-872-6684

Updated October 1, 2013

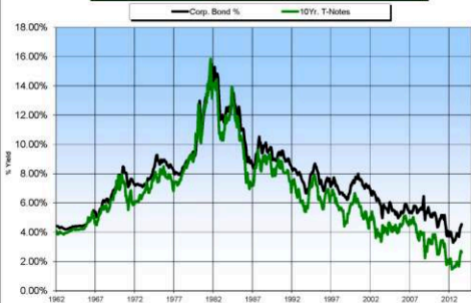


Chart 3. Expected Inflation Rate
(10Yr. Treasury Notes minus 10Yr. TIP (Treasury Inflation Protected bond))

www.immediateannuities.com/comparativeannuityreports/ 1-800-872-6684

Updated October 1, 2013



Chart 4. Monthly Annuity Income per \$100,000 premium for a 10-Year Period Certain Annuity (10PC) and Moody's AAA Corp. Bonds

www.immediateannuities.com/comparativeannuityreports/ 1-800-872-6684
Updated October 1, 2013

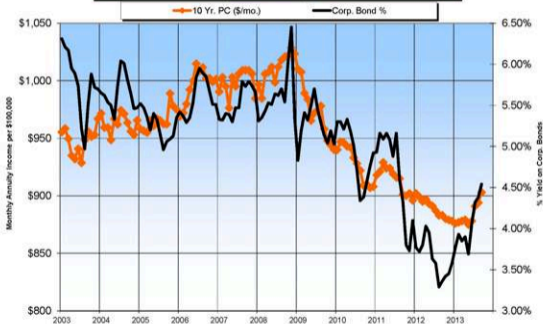


Chart 5. Monthly Annuity Income per \$100,000 premium for a 25-Year Period Certain Annuity (25PC) and Moody's AAA Corp. Bonds

www.immediateannuities.com/comparativeannuityreports/ 1-800-872-6684

Updated October 1, 2013

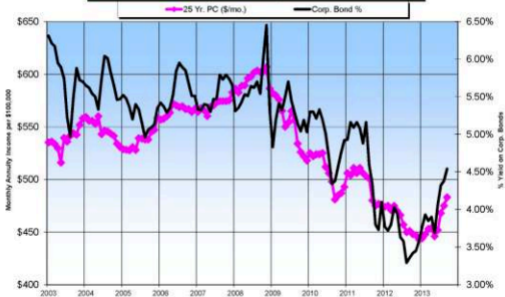


Chart 6. Monthly Annuity Income per \$100,000 premium, Male Age 60, Life & 10 Yrs.
Annuity (10C&C) and Yield on Moody's AAA Corp. Bonds

www.immediateannuities.com/comparativeannuityreports/1-800-872-6684

Updated October 1, 2013

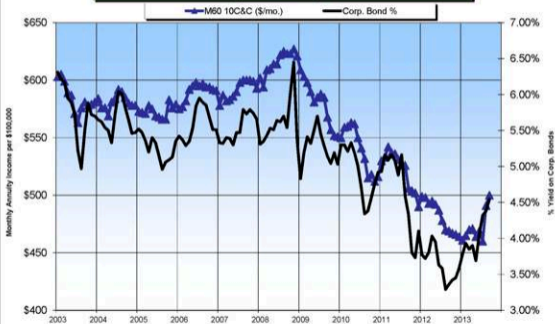


Chart 6. Monthly Annuity Income per \$100,000 premium, Female Age 60, Life & 10 Yrs.
Annuity (10C&C) and Yield on Moody's AAA Corp. Bonds

www.immediateannuities.com/comparativeannuityreports/ 1- 800-872-6684
Updated October 1, 2013

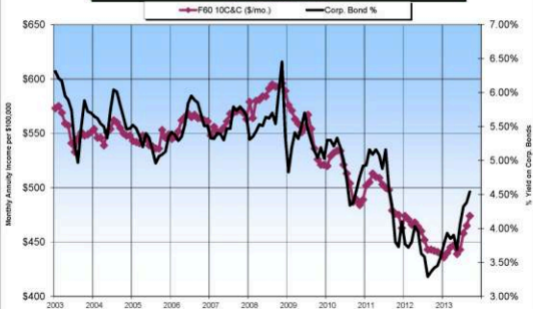


Chart 7. Monthly Annuity Income per \$100,000 premium, Male Age 65, Life & 10 Yrs.
Annuity (10C&C) and Yield on Moody's AAA Corp. Bonds

www.immediateannuities.com/comparativeannuityreports/ 1-800-872-6684
Updated October 1, 2013

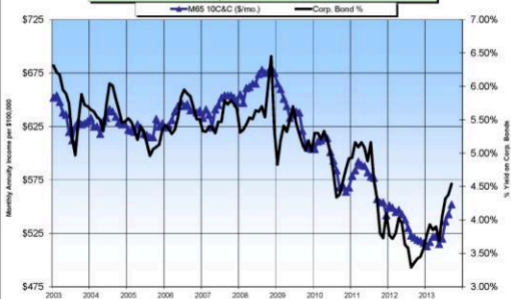


Chart 7. Monthly Annuity Income per \$100,000 premium, Female Age 65, Life & 10 Yrs. Annuity (10C&C) and Yield on Moody's AAA Corp. Bonds

www.immediateannuities.com/comparativeannuityreports/ 1-800-872-6684

Updated October 1, 2013



Chart 8. Monthly Annuity Income per \$100,000 premium, Male Age 70, Life & 10 Yrs. Annuity (10C&C) and Yield on Moody's AAA Corp. Bonds

www.immediateannuities.com/comparativeannuityreports/ 1-800-872-6684

Updated October 1, 2013

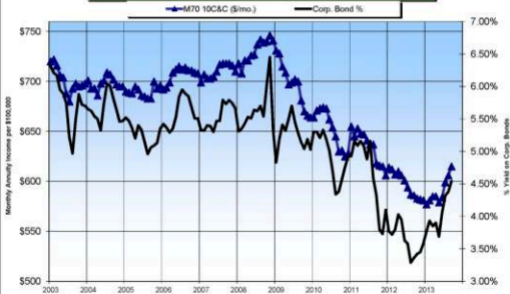


Chart 8. Monthly Annuity Income per \$100,000 premium, Female Age 70, Life & 10 Yrs. Annuity (10C&C) and Yield on Moody's AAA Corp. Bonds

www.immediateannuities.com/comparativeannuityreports/ 1- 800-872-6684
Updated October 1, 2013

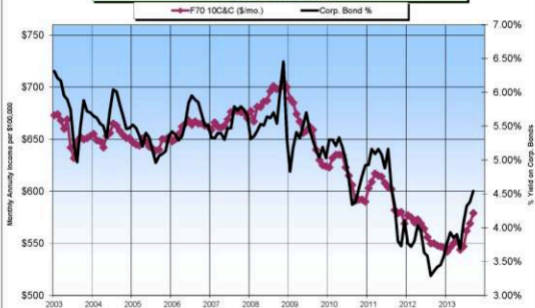


Chart 9. Monthly Annuity Income per \$100,000 premium, Male Age 75, Life & 10 Yrs. Annuity (10C&C) and Yield on Moody's AAA Corp. Bonds

www.immediateannuities.com/comparativeannuityreports/ 1-800-672-6684
Updated October 1, 2013

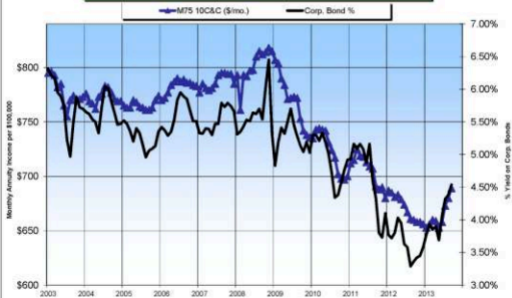


Chart 9. Monthly Annuity Income per \$100,000 premium, Female Age 75, Life & 10 Yrs. Annuity (10C&C) and Yield on Moody's AAA Corp. Bonds

www.immediateannuities.com/comparativeannuityreports/ 1-800-872-6684
Updated October 1, 2013

