

# Comparative Annuity Reports

Your guide to comparing data about Single Premium Immediate Annuity programs

December 2013

1-800-872-6684

[www.immediateannuities.com/comparativeannuityreports/](http://www.immediateannuities.com/comparativeannuityreports/)

Volume 34 Issue 12

## SUMMARY OF IMMEDIATE ANNUITY PAYOUTS

© Comparative Annuity Reports, All Rights Reserved

| Period (Term)<br><u>Certain Only</u> | <u>Average</u> | <u>Highest</u> | Single Life<br><u>Only</u> | <u>Average</u> | <u>Highest</u> | Single Life with<br><u>10-Years Certain</u> | <u>Average</u> | <u>Highest</u> |
|--------------------------------------|----------------|----------------|----------------------------|----------------|----------------|---|----------------|----------------|
| 5-Year Pd. Cert.                     | \$ 1,682       | \$ 1,717       | Male Age 60                | \$ 507         | \$ 533         | Male Age 60                                 | \$ 498         | \$ 524         |
| 10-Year Pd. Cert.                    | \$ 900         | \$ 924         | Fem. Age 60                | \$ 477         | \$ 511         | Fem. Age 60                                 | \$ 472         | \$ 506         |
| 15-Year Pd. Cert.                    | \$ 662         | \$ 688         | Male Age 65                | \$ 567         | \$ 593         | Male Age 65                                 | \$ 549         | \$ 572         |
| 20-Year Pd. Cert.                    | \$ 548         | \$ 581         | Fem. Age 65                | \$ 528         | \$ 560         | Fem. Age 65                                 | \$ 518         | \$ 547         |
| 25-Year Pd. Cert.                    | \$ 481         | \$ 535         | Male Age 70                | \$ 647         | \$ 682         | Male Age 70                                 | \$ 612         | \$ 637         |
| 30-Year Pd. Cert.                    | \$ 438         | \$ 491         | Fem. Age 70                | \$ 598         | \$ 627         | Fem. Age 70                                 | \$ 576         | \$ 602         |
|                                      |                |                | Male Age 75                | \$ 764         | \$ 807         | Male Age 75                                 | \$ 686         | \$ 713         |
|                                      |                |                | Fem. Age 75                | \$ 701         | \$ 732         | Fem. Age 75                                 | \$ 651         | \$ 677         |

***Above figures are monthly income per \$100,000 non-qualified premium in a non-premium tax state.***

***Important Disclaimers: No warranties are made about the information published in Comparative Annuities Report. All information published in this newsletter is subject to change without notice and may vary from state to state at time of publication. This information is not intended to create public interest in the sale of annuities. You should consult with a competent financial planner to determine whether an annuity is suitable for your financial situation.***

***Comparative Annuity Report Data on SPIA annuities are quoted monthly in Kiplinger's Retirement Report.***

### Comparative Annuity Reports - December 2013

| Gender & Age | 2012         |              |              |              |              |              |              |              |              |              |              |              | 2013         |              |              |
|--------------|--------------|--------------|--------------|--------------|--------------|--------------|--------------|--------------|--------------|--------------|--------------|--------------|--------------|--------------|--------------|
|              | Dec          | Jan          | Feb          | Mar          | Apr          | May          | Jun          | Jul          | Aug          | Sep          | Oct          | Nov          | Dec          | MoM          | YoY          |
| M60*         | \$464        | \$461        | \$465        | \$470        | \$471        | \$464        | \$469        | \$460        | \$491        | \$498        | \$500        | \$497        | \$498        | 0.20%        | 7.07%        |
| F60*         | \$439        | \$436        | \$440        | \$445        | \$447        | \$439        | \$443        | \$458        | \$465        | \$472        | \$474        | \$471        | \$472        | 0.21%        | 7.24%        |
| M65*         | \$516        | \$513        | \$517        | \$522        | \$522        | \$515        | \$520        | \$536        | \$543        | \$549        | \$552        | \$548        | \$549        | 0.18%        | 6.20%        |
| F65*         | \$486        | \$482        | \$487        | \$491        | \$493        | \$484        | \$488        | \$503        | \$510        | \$518        | \$520        | \$517        | \$518        | 0.19%        | 6.37%        |
| M70*         | \$581        | \$577        | \$581        | \$585        | \$585        | \$579        | \$584        | \$599        | \$606        | \$612        | \$615        | \$611        | \$612        | 0.16%        | 5.20%        |
| F70*         | \$546        | \$542        | \$546        | \$550        | \$552        | \$544        | \$547        | \$562        | \$569        | \$576        | \$579        | \$575        | \$576        | 0.17%        | 5.35%        |
| M75*         | \$656        | \$653        | \$656        | \$660        | \$659        | \$653        | \$658        | \$673        | \$680        | \$687        | \$689        | \$686        | \$686        | 0.00%        | 4.47%        |
| F75*         | \$623        | \$619        | \$622        | \$625        | \$627        | \$619        | \$622        | \$637        | \$644        | \$652        | \$653        | \$651        | \$651        | 0.00%        | 4.40%        |
| 10PC**       | \$878        | \$876        | \$877        | \$878        | \$879        | \$875        | \$878        | \$891        | \$894        | \$902        | \$903        | \$900        | \$900        | 0.00%        | 2.47%        |
| 25PC**       | \$443        | \$444        | \$448        | \$453        | \$454        | \$446        | \$452        | \$468        | \$475        | \$484        | \$483        | \$480        | \$481        | 0.21%        | 8.23%        |
| <b>AVG</b>   | <b>\$563</b> | <b>\$560</b> | <b>\$564</b> | <b>\$568</b> | <b>\$569</b> | <b>\$562</b> | <b>\$566</b> | <b>\$579</b> | <b>\$588</b> | <b>\$595</b> | <b>\$597</b> | <b>\$594</b> | <b>\$594</b> | <b>0.13%</b> | <b>5.70%</b> |

Legend: MoM=month over month change, YoY=year over year change

\* Monthly income per \$100,000 for life with 10 years certain immediate annuity. M60=male age 60, F60=female age 60, etc.

\*\*Monthly income per \$100,000 for X year period certain only annuity, 10PC=10 years, 25PC=25 years

Source: [www.immediateannuities.com/comparativeannuityreports/](http://www.immediateannuities.com/comparativeannuityreports/)

Chart 1. Yields for Moody's AAA Corp. Bonds, 10Yr. Treasury Notes, and their Spread (Corp. minus 10Yr T-N)

[www.immediateannuities.com/comparativeannuityreports/](http://www.immediateannuities.com/comparativeannuityreports/) 1-800-872-6684  
Updated December 1, 2013



Chart 2. Yields for Moody's AAA Corp. Bonds and 10Yr. Treasury Notes

[www.immediateannuities.com/comparativeannuityreports/](http://www.immediateannuities.com/comparativeannuityreports/) 1-800-872-6684

Updated December 1, 2013

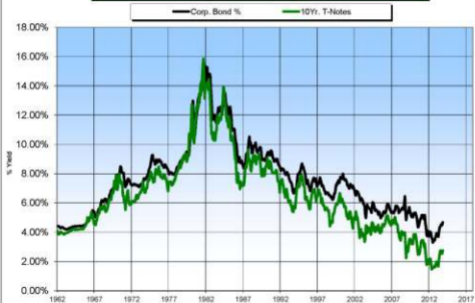


Chart 3. Expected Inflation Rate  
(10Yr. Treasury Notes minus 10Yr. TIP (Treasury Inflation Protected bond))

[www.immediateannuities.com/comparativeannuityreports/](http://www.immediateannuities.com/comparativeannuityreports/) 1-800-872-6684

Updated December 1, 2013

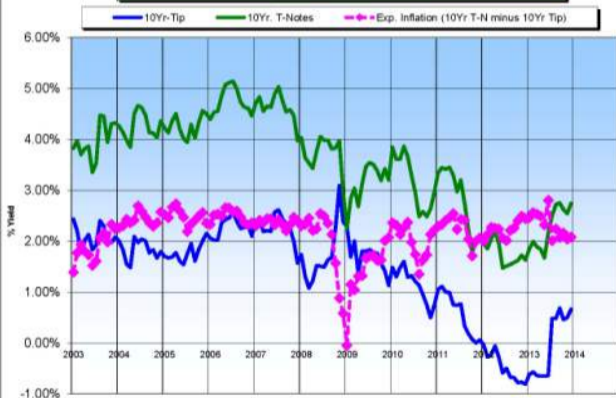


Chart 4. Monthly Annuity Income per \$100,000 premium for a 10-Year Period Certain Annuity (10PC) and Moody's AAA Corp. Bonds

[www.immediateannuities.com/comparativeannuityreports/](http://www.immediateannuities.com/comparativeannuityreports/) 1-800-872-6684  
Updated December 1, 2013

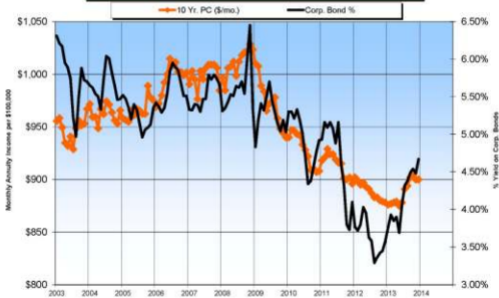


Chart 5. Monthly Annuity Income per \$100,000 premium for a 25-Year Period Certain Annuity (25PC) and Moody's AAA Corp. Bonds

[www.immediateannuities.com/comparativeannuityreports/](http://www.immediateannuities.com/comparativeannuityreports/) 1-800-872-6684  
Updated December 1, 2013

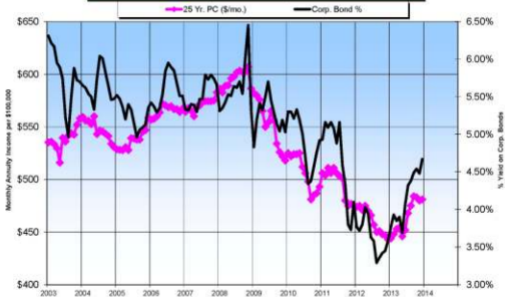


Chart 6. Monthly Annuity Income per \$100,000 premium, Male Age 60, Life & 10 Yrs. Annuity (10C&C) and Yield on Moody's AAA Corp. Bonds

[www.immediateannuities.com/comparativeannuityreports/](http://www.immediateannuities.com/comparativeannuityreports/) 1-800-872-6684  
Updated December 1, 2013

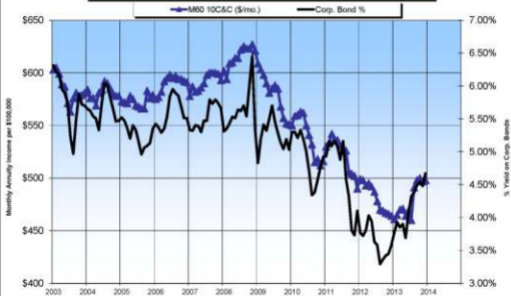




Chart 6. Monthly Annuity Income per \$100,000 premium, Female Age 60, Life & 10 Yrs.  
Annuity (10C&C) and Yield on Moody's AAA Corp. Bonds

[www.immediateannuities.com/comparativeannuityreports/](http://www.immediateannuities.com/comparativeannuityreports/) 1- 800-872-6684  
Updated December 1, 2013



Chart 7. Monthly Annuity Income per \$100,000 premium, Male Age 65, Life & 10 Yrs.  
Annuity (10C&C) and Yield on Moody's AAA Corp. Bonds

[www.immediateannuities.com/comparativeannuityreports/](http://www.immediateannuities.com/comparativeannuityreports/) 1-800-872-6684  
Updated December 1, 2013

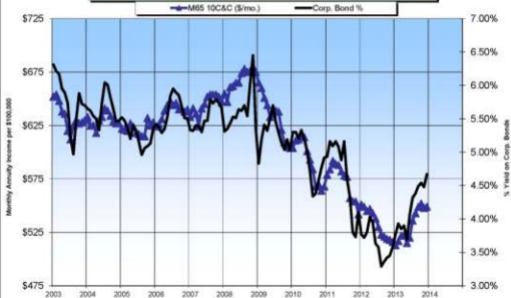


Chart 7. Monthly Annuity Income per \$100,000 premium, Female Age 65, Life & 10 Yrs. Annuity (10C&C) and Yield on Moody's AAA Corp. Bonds

[www.immediateannuities.com/comparativeannuityreports/](http://www.immediateannuities.com/comparativeannuityreports/) 1-800-872-6684

Updated December 1, 2013



Chart 8. Monthly Annuity Income per \$100,000 premium, Male Age 70, Life & 10 Yrs. Annuity (10C&C) and Yield on Moody's AAA Corp. Bonds

[www.immediateannuities.com/comparativeannuityreports/](http://www.immediateannuities.com/comparativeannuityreports/) 1-800-872-6684

Updated December 1, 2013

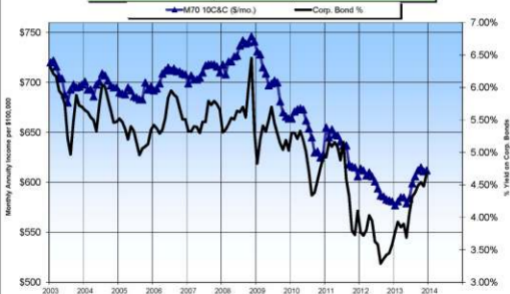


Chart 8. Monthly Annuity Income per \$100,000 premium, Female Age 70, Life & 10 Yrs.  
Annuity (10C&C) and Yield on Moody's AAA Corp. Bonds

[www.immediateannuities.com/comparativeannuityreports/](http://www.immediateannuities.com/comparativeannuityreports/) 1- 800-872-6684  
Updated December 1, 2013

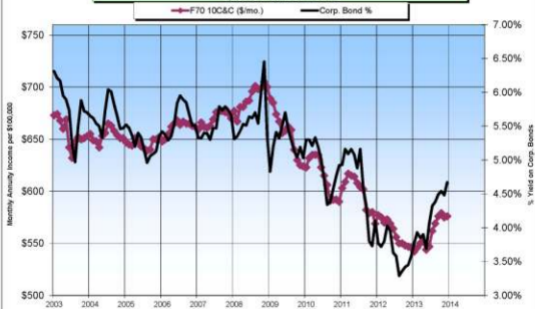


Chart 9. Monthly Annuity Income per \$100,000 premium, Male Age 75, Life & 10 Yrs.  
Annuity (10C&C) and Yield on Moody's AAA Corp. Bonds

[www.immediateannuities.com/comparativeannuityreports/](http://www.immediateannuities.com/comparativeannuityreports/) 1-800-872-6684

Updated December 1, 2013

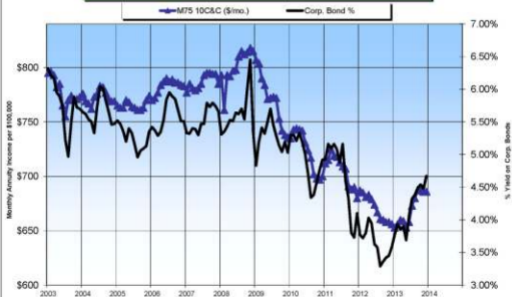


Chart 9. Monthly Annuity Income per \$100,000 premium, Female Age 75, Life & 10 Yrs. Annuity (10C&C) and Yield on Moody's AAA Corp. Bonds

[www.immediateannuities.com/comparativeannuityreports/](http://www.immediateannuities.com/comparativeannuityreports/) 1-800-872-6684  
Updated December 1, 2013

