

# Comparative Annuity Reports

Your guide to comparing data about Single Premium Immediate Annuity programs

April 2018

1-800-872-6684

[www.immediateannuities.com/comparativeannuityreports/](http://www.immediateannuities.com/comparativeannuityreports/)

Volume 39

Issue 4

## SUMMARY OF IMMEDIATE ANNUITY PAYOUTS

© Comparative Annuity Reports, All Rights Reserved

Period (Term) <u>Certain Only</u>	<u>Average</u>	<u>Highest</u>	Single Life <u>Only</u>	<u>Average</u>	<u>Highest</u>	Single Life with <u>10-Years Certain</u>	<u>Average</u>	<u>Highest</u>
5-Year Pd. Cert.	\$ 1,713	\$ 1,735	Male Age 60	\$ 473	\$ 491	Male Age 60	\$ 468	\$ 482
10-Year Pd. Cert.	\$ 914	\$ 934	Fem. Age 60	\$ 451	\$ 474	Fem. Age 60	\$ 447	\$ 466
15-Year Pd. Cert.	\$ 661	\$ 680	Male Age 65	\$ 530	\$ 551	Male Age 65	\$ 521	\$ 537
20-Year Pd. Cert.	\$ 540	\$ 562	Fem. Age 65	\$ 502	\$ 528	Fem. Age 65	\$ 494	\$ 516
25-Year Pd. Cert.	\$ 467	\$ 492	Male Age 70	\$ 610	\$ 629	Male Age 70	\$ 588	\$ 605
30-Year Pd. Cert.	\$ 419	\$ 441	Fem. Age 70	\$ 570	\$ 592	Fem. Age 70	\$ 555	\$ 573
			Male Age 75	\$ 726	\$ 752	Male Age 75	\$ 673	\$ 691
			Fem. Age 75	\$ 669	\$ 690	Fem. Age 75	\$ 633	\$ 653

***Above figures are monthly income per \$100,000 non-qualified premium in a non-premium tax state.***

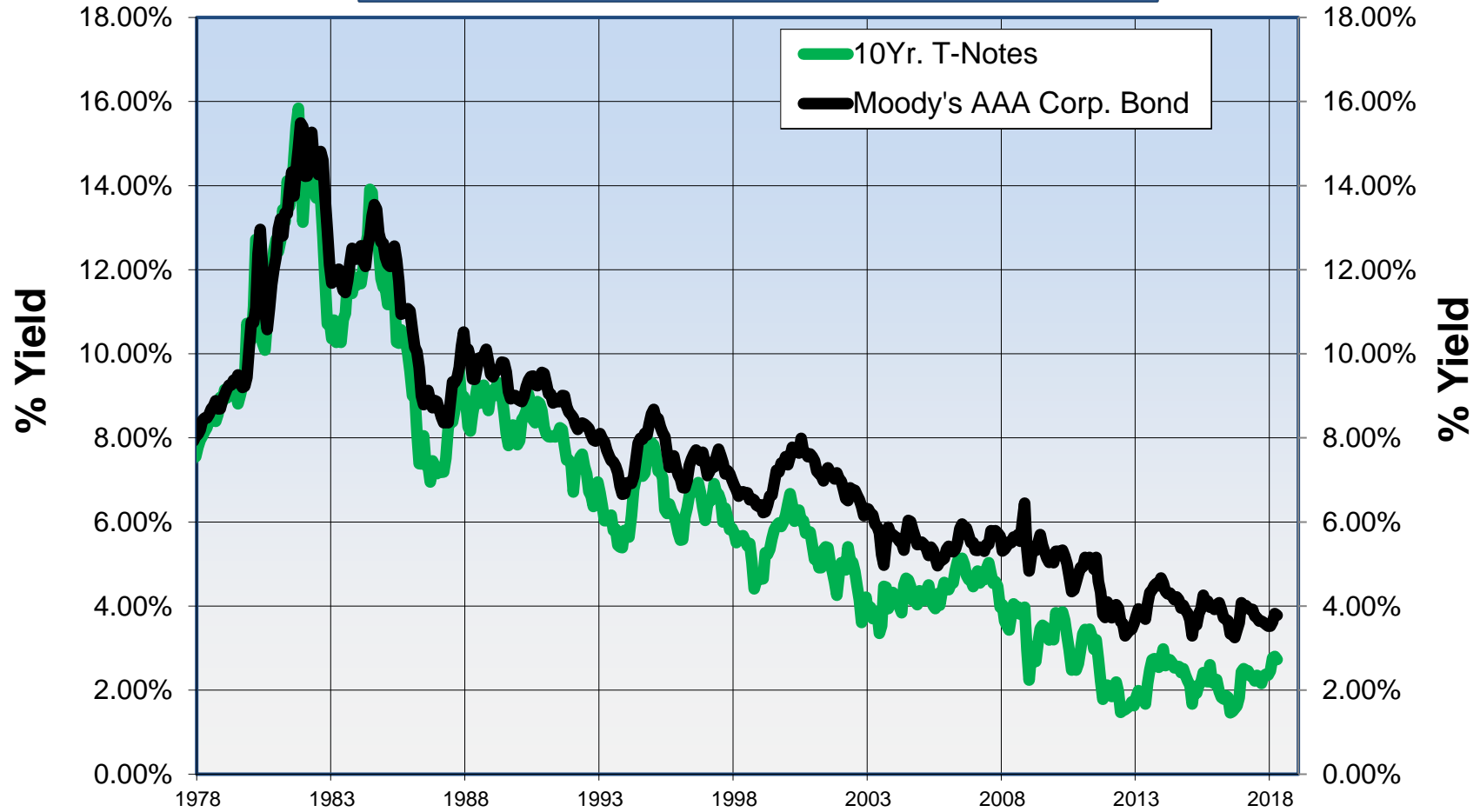
***Important Disclaimers: No warranties are made about the information published in Comparative Annuities Report. All information published in this newsletter is subject to change without notice and may vary from state to state at time of publication. This information is not intended to create public interest in the sale of annuities. You should consult with a competent financial planner to determine whether an annuity is suitable for your financial situation.***

***Comparative Annuity Report Data on SPIA annuities are quoted monthly in Kiplinger's Retirement Report.***

## Yields for Moody's AAA Corp. Bonds and 10Yr. Treasury Notes

Updated April 2018

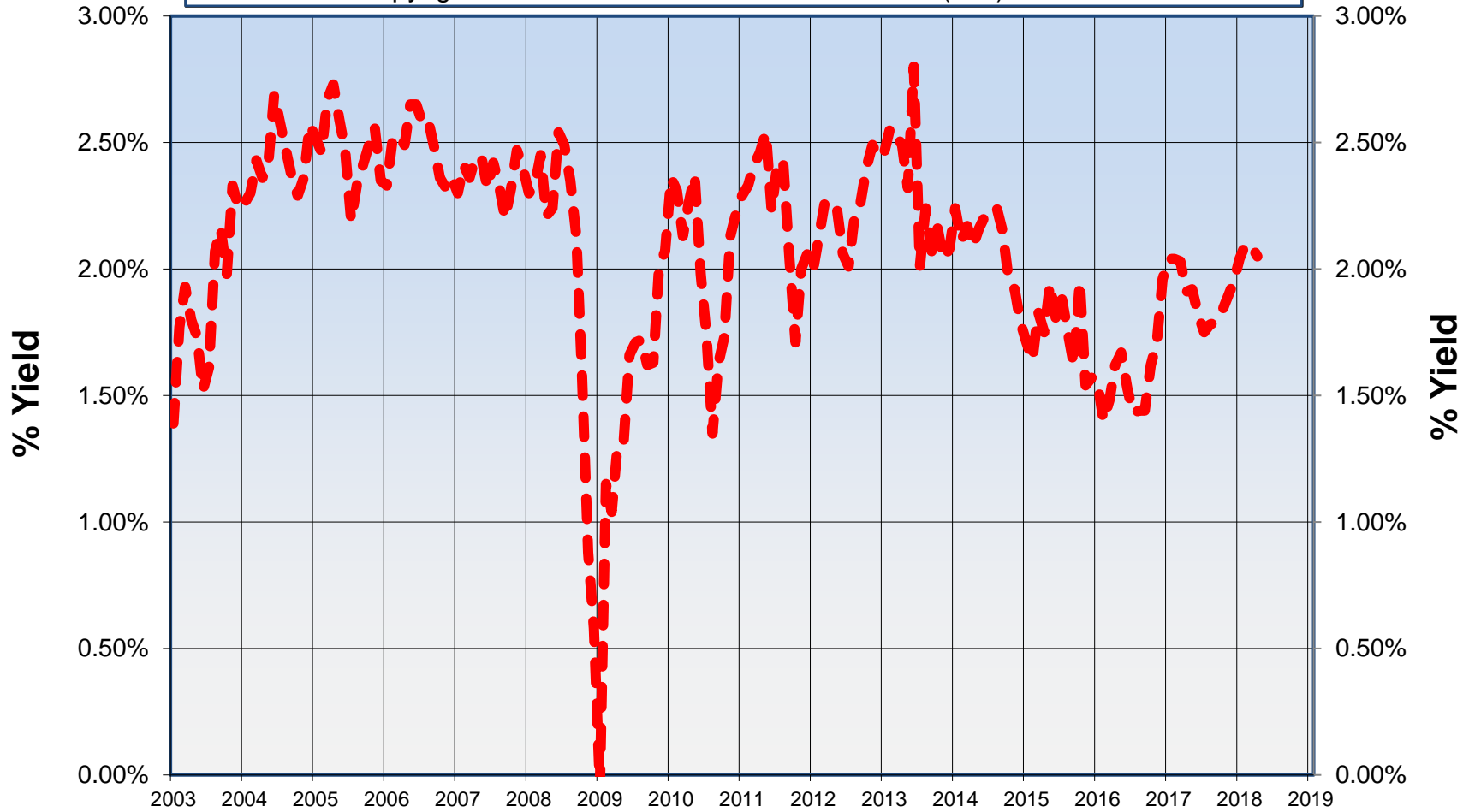
Copyright 2018 [www.immediateannuities.com](http://www.immediateannuities.com) (800) 872-6684



**Expected Inflation Rate  
10Yr. Treasury Notes minus 10Yr. TIP (Treasury Inflation Protected bond)**

Updated April 2018

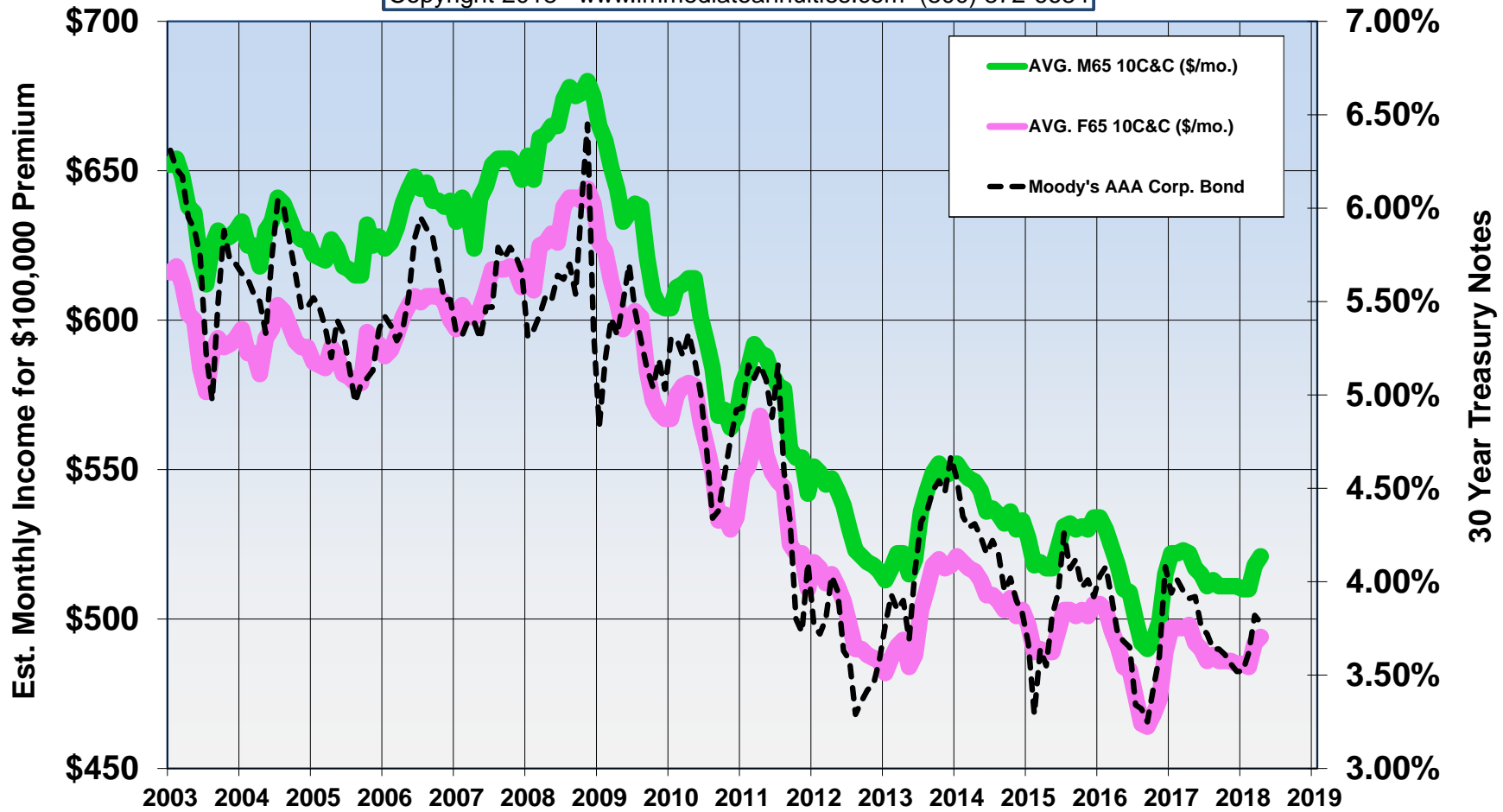
Copyright 2018 [www.immediateannuities.com](http://www.immediateannuities.com) (800) 872-6684



**Male 65 / Female 65**  
**Life & 10 Years Certain Annuity Rates**  
**and Moody's AAA Corporate Bond Yield**

Updated April 2018

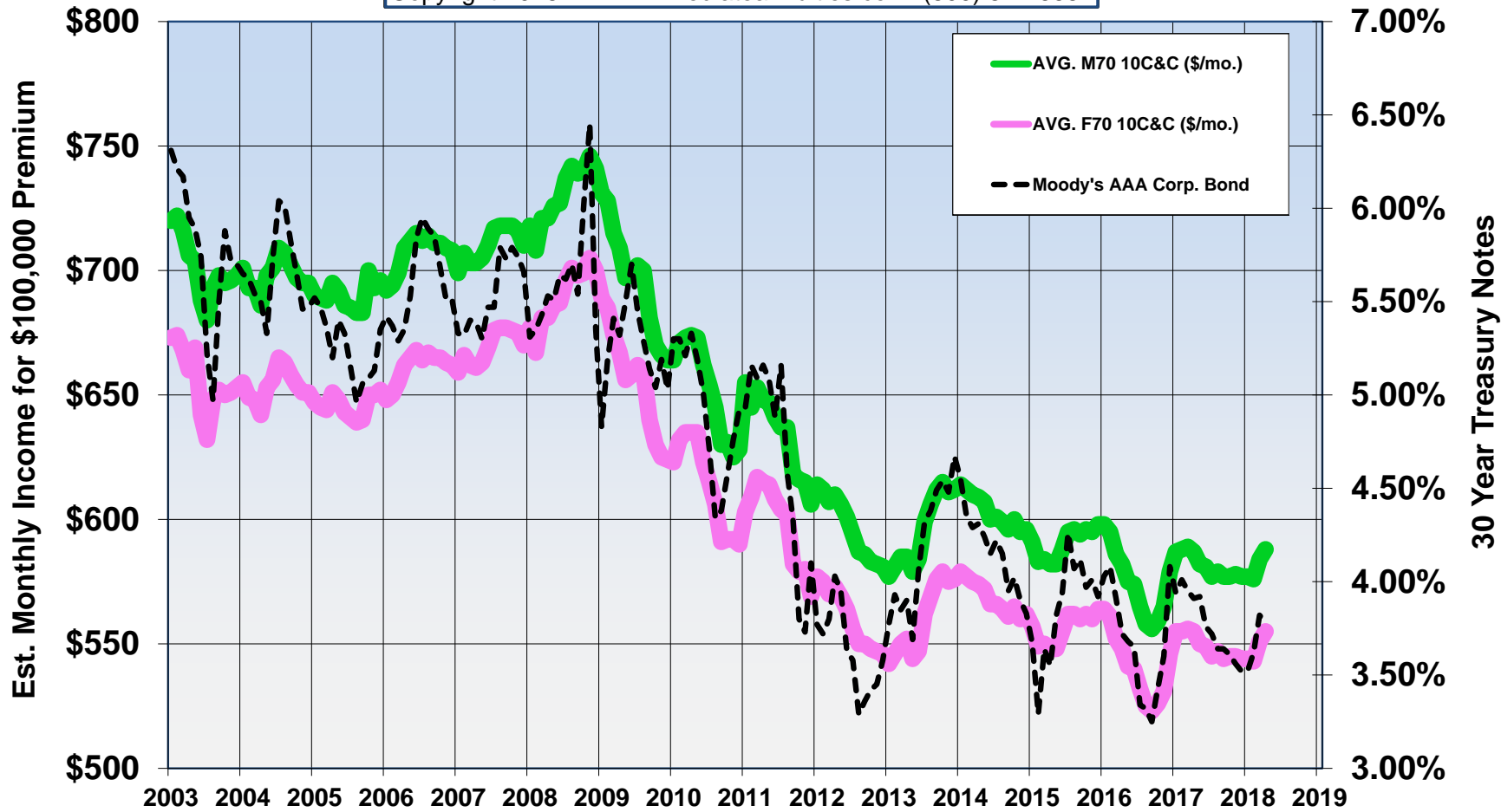
Copyright 2018 [www.immediateannuities.com](http://www.immediateannuities.com) (800) 872-6684



**Male 70 / Female 70**  
**Life & 10 Years Certain Annuity Rates**  
**and Moody's AAA Corporate Bond Yield**

Updated April 2018

Copyright 2018 [www.immediateannuities.com](http://www.immediateannuities.com) (800) 872-6684



**Male 75 / Female 75**  
**Life & 10 Years Certain Annuity Rates**  
**and Moody's AAA Corporate Bond Yield**

Updated April 2018

Copyright 2018 [www.immediateannuities.com](http://www.immediateannuities.com) (800) 872-6684

