

# Comparative Annuity Reports

Your guide to comparing data about Single Premium Immediate Annuity programs

September 2020

1-866-866-1999

[www.immediateannuities.com/comparativeannuityreports/](http://www.immediateannuities.com/comparativeannuityreports/)

Volume 41

Issue 9

## SUMMARY OF IMMEDIATE ANNUITY PAYOUTS

© Comparative Annuity Reports, All Rights Reserved

Period (Term) <u>Certain Only</u>	<u>Average</u>	<u>Highest</u>	Single Life <u>Only</u>	<u>Average</u>	<u>Highest</u>	Single Life with <u>10-Years Certain</u>	<u>Average</u>	<u>Highest</u>
5-Year Pd. Cert.	\$ 1,675	\$ 1,686	Male Age 60	\$ 407	\$ 424	Male Age 60	\$ 403	\$ 426
10-Year Pd. Cert.	\$ 865	\$ 890	Fem. Age 60	\$ 387	\$ 407	Fem. Age 60	\$ 387	\$ 407
15-Year Pd. Cert.	\$ 607	\$ 628	Male Age 65	\$ 466	\$ 481	Male Age 65	\$ 458	\$ 483
20-Year Pd. Cert.	\$ 486	\$ 509	Fem. Age 65	\$ 438	\$ 458	Fem. Age 65	\$ 433	\$ 453
25-Year Pd. Cert.	\$ 411	\$ 433	Male Age 70	\$ 542	\$ 560	Male Age 70	\$ 525	\$ 560
30-Year Pd. Cert.	\$ 361	\$ 382	Fem. Age 70	\$ 503	\$ 529	Fem. Age 70	\$ 492	\$ 518
			Male Age 75	\$ 655	\$ 679	Male Age 75	\$ 611	\$ 647
			Fem. Age 75	\$ 599	\$ 629	Fem. Age 75	\$ 572	\$ 600

***Above figures are monthly income per \$100,000 non-qualified premium in a non-premium tax state.***

***Important Disclaimers: No warranties are made about the information published in Comparative Annuities Report. All information published in this newsletter is subject to change without notice and may vary from state to state at time of publication. This information is not intended to create public interest in the sale of annuities. You should consult with a competent financial planner to determine whether an annuity is suitable for your financial situation.***

***Comparative Annuity Report Data on SPIA annuities are quoted monthly in Kiplinger's Retirement Report.***

# Yields for Moody's AAA Corp. Bonds and 10Yr. Treasury Notes

Updated September 2020

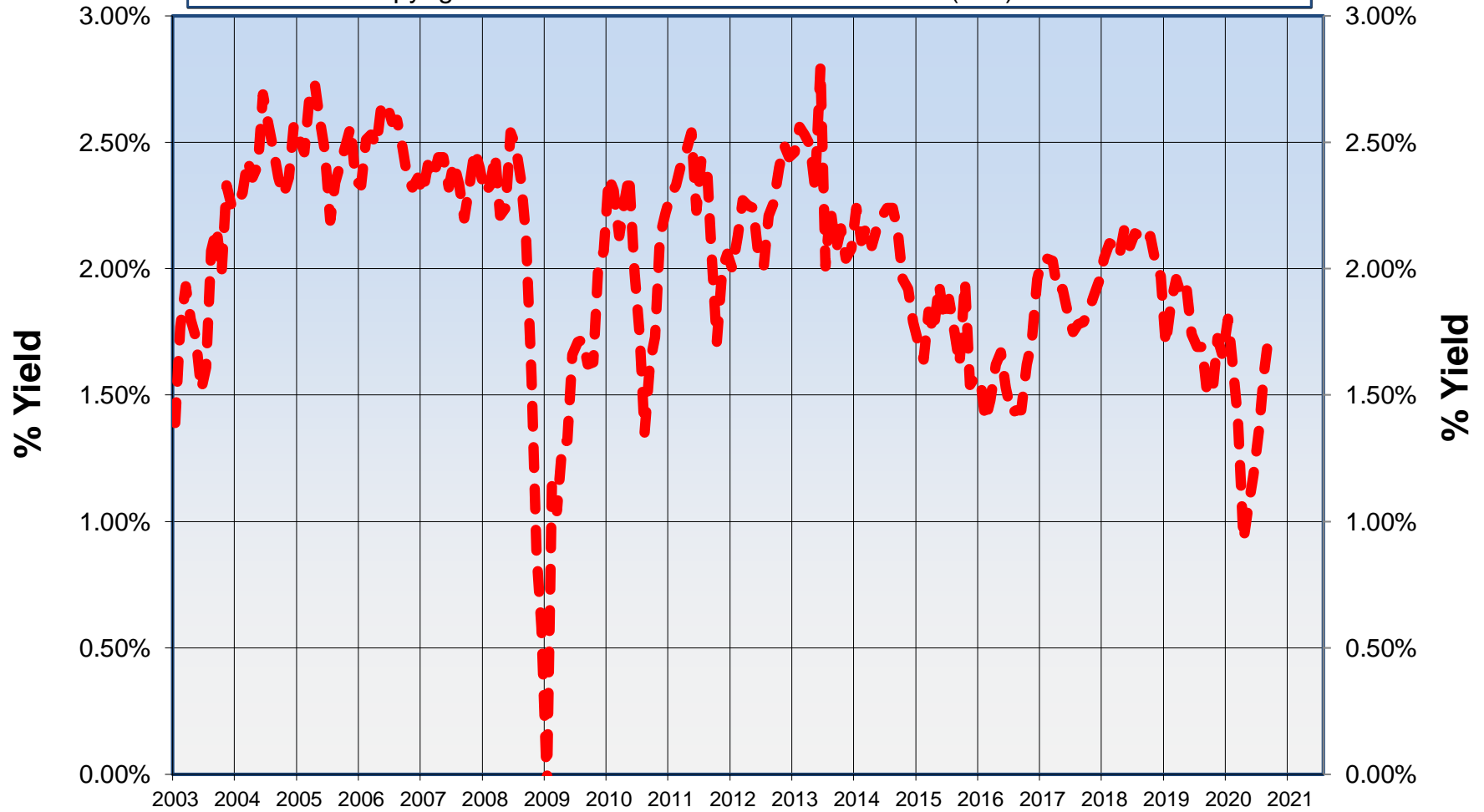
Copyright 2020 [www.ImmediateAnnuities.com](http://www.ImmediateAnnuities.com) (800) 872-6684



**Expected Inflation Rate  
10Yr. Treasury Notes minus 10Yr. TIP (Treasury Inflation Protected bond)**

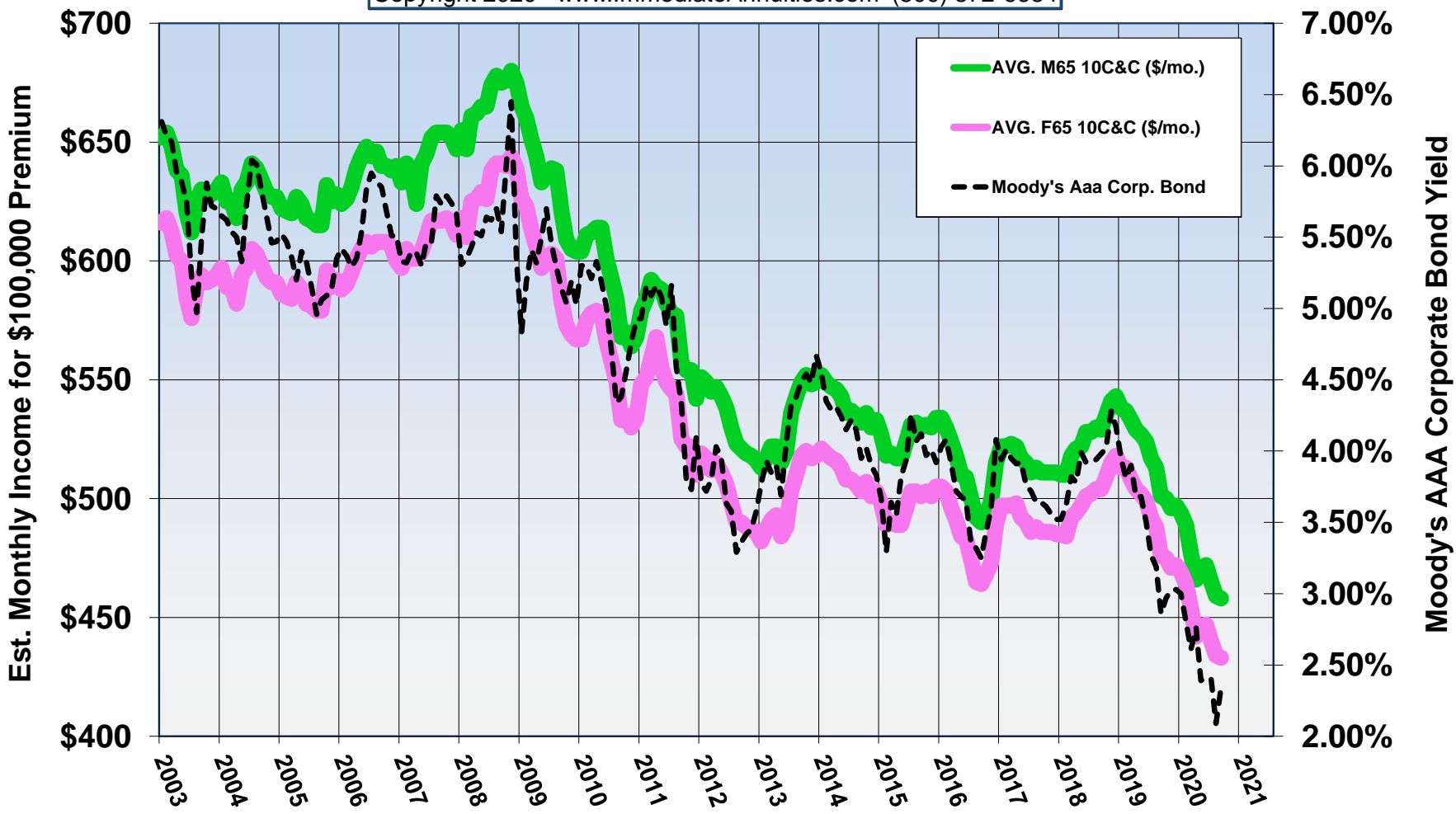
Updated September 2020

Copyright 2020 [www.ImmediateAnnuities.com](http://www.ImmediateAnnuities.com) (800) 872-6684

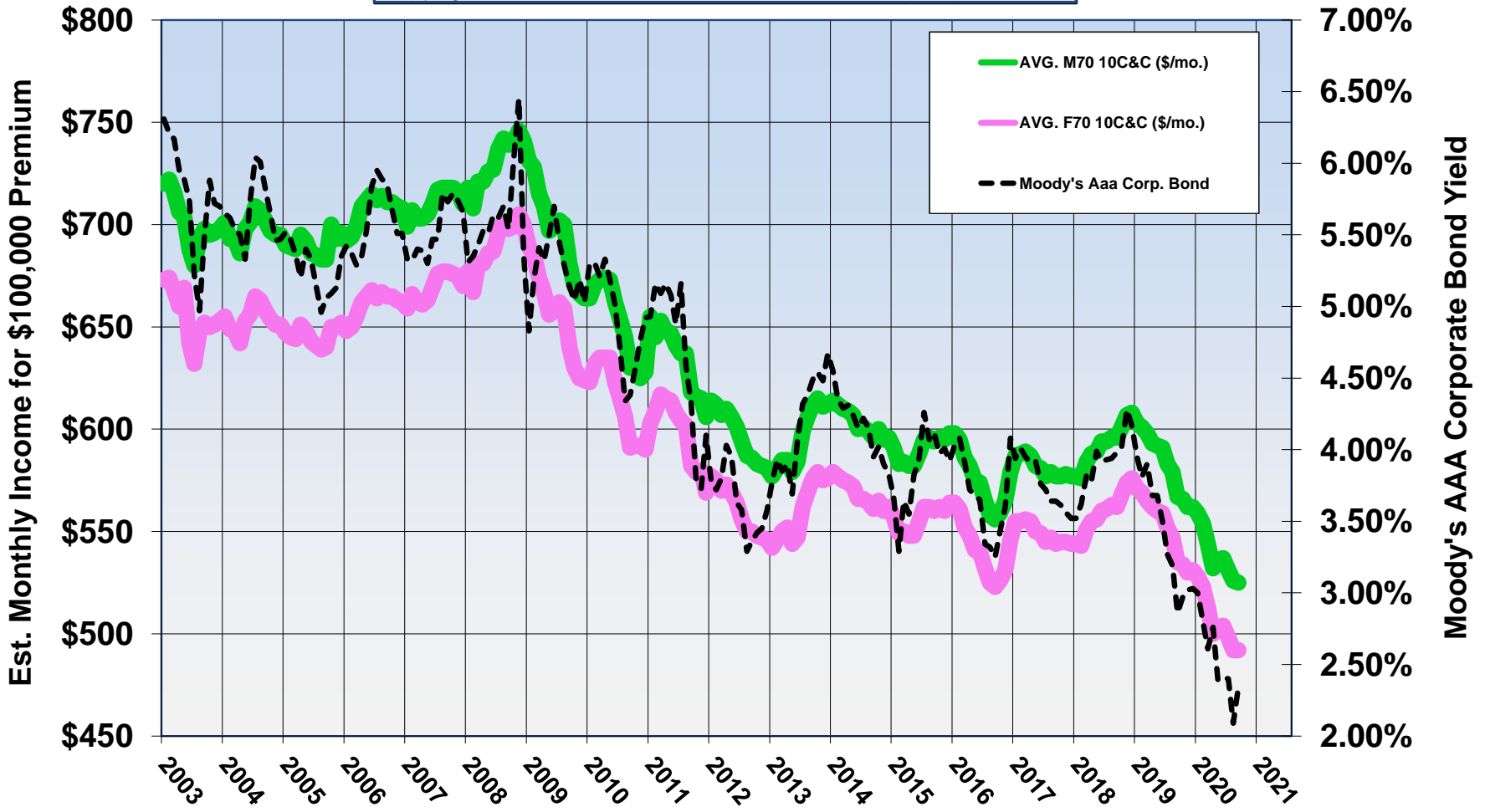


**Male 65 / Female 65**  
**Life & 10 Years Certain Annuity Rates**  
**and Moody's AAA Corporate Bond Yield**  
 Updated September 2020

Copyright 2020 www.ImmediateAnnuities.com (800) 872-6684



**Male 70 / Female 70**  
**Life & 10 Years Certain Annuity Rates**  
**and Moody's AAA Corporate Bond Yield**  
 Updated September 2020  
 Copyright 2020 www.ImmediateAnnuities.com (800) 872-6684



**Male 75 / Female 75**  
**Life & 10 Years Certain Annuity Rates**  
**and Moody's AAA Corporate Bond Yield**  
 Updated September 2020

Copyright 2020 [www.ImmediateAnnuities.com](http://www.ImmediateAnnuities.com) (800) 872-6684

