

# Comparative Annuity Reports

Your guide to comparing data about Single Premium Immediate Annuity programs

February 2022

1-866-866-1999

[www.immediateannuities.com/comparativeannuityreports/](http://www.immediateannuities.com/comparativeannuityreports/)

Volume 43

Issue 2

## SUMMARY OF IMMEDIATE ANNUITY PAYOUTS

© Comparative Annuity Reports, All Rights Reserved

Period (Term) <u>Certain Only</u>	<u>Average</u>	<u>Highest</u>	Single Life <u>Only</u>	<u>Average</u>	<u>Highest</u>	Single Life with <u>10-Years Certain</u>	<u>Average</u>	<u>Highest</u>
5-Year Pd. Cert.	\$ 1,687	\$ 1,707	Male Age 60	\$ 423	\$ 450	Male Age 60	\$ 420	\$ 444
10-Year Pd. Cert.	\$ 882	\$ 903	Fem. Age 60	\$ 405	\$ 432	Fem. Age 60	\$ 403	\$ 427
15-Year Pd. Cert.	\$ 627	\$ 650	Male Age 65	\$ 482	\$ 511	Male Age 65	\$ 474	\$ 496
20-Year Pd. Cert.	\$ 504	\$ 524	Fem. Age 65	\$ 455	\$ 487	Fem. Age 65	\$ 450	\$ 472
25-Year Pd. Cert.	\$ 433	\$ 447	Male Age 70	\$ 557	\$ 592	Male Age 70	\$ 541	\$ 571
30-Year Pd. Cert.	\$ 384	\$ 397	Fem. Age 70	\$ 520	\$ 558	Fem. Age 70	\$ 509	\$ 533
			Male Age 75	\$ 670	\$ 708	Male Age 75	\$ 627	\$ 655
			Fem. Age 75	\$ 617	\$ 654	Fem. Age 75	\$ 589	\$ 614

***Above figures are monthly income per \$100,000 non-qualified premium in a non-premium tax state.***

***Important Disclaimers: No warranties are made about the information published in Comparative Annuities Report. All information published in this newsletter is subject to change without notice and may vary from state to state at time of publication. This information is not intended to create public interest in the sale of annuities. You should consult with a competent financial planner to determine whether an annuity is suitable for your financial situation.***

***Comparative Annuity Report Data on SPIA annuities are quoted monthly in Kiplinger's Retirement Report.***

# Yields for Moody's AAA Corp. Bonds and 10Yr. Treasury Notes

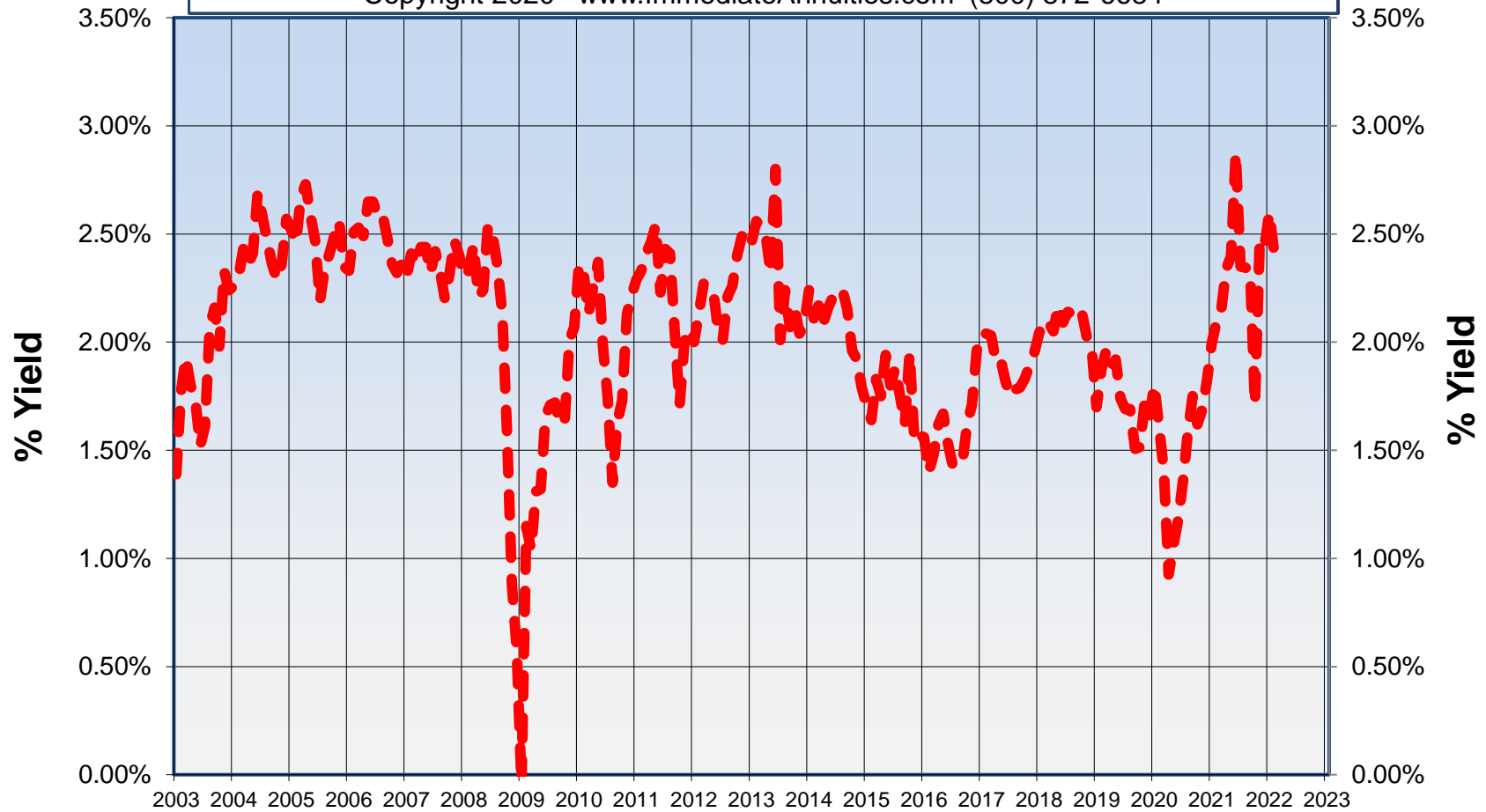
Updated February 2022

Copyright 2020 [www.ImmediateAnnuities.com](http://www.ImmediateAnnuities.com) (800) 872-6684



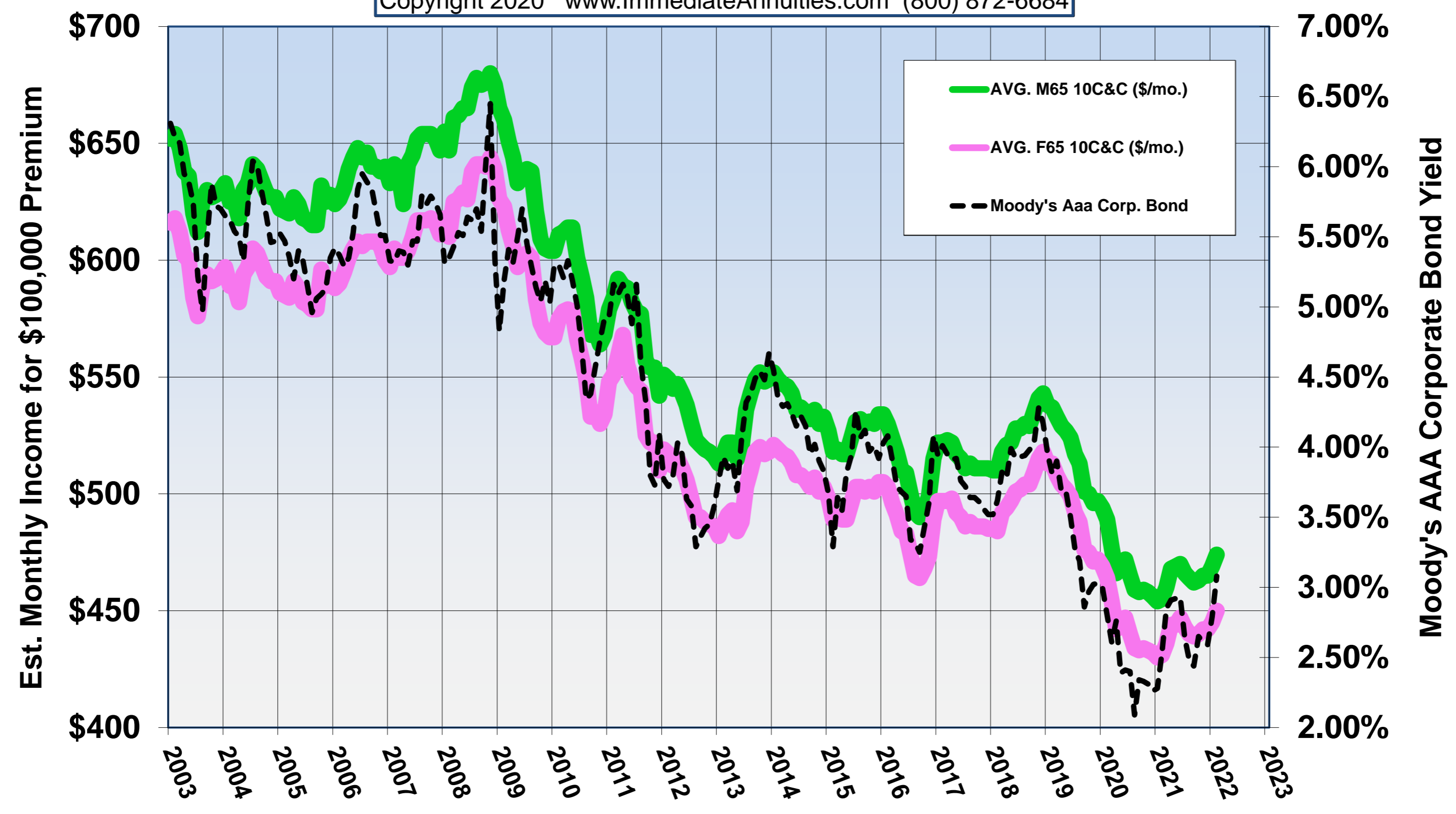
**Expected Inflation Rate**  
**10Yr. Treasury Notes minus 10Yr. TIP (Treasury Inflation Protected bond)**

Updated February 2022  
Copyright 2020 [www.ImmediateAnnuities.com](http://www.ImmediateAnnuities.com) (800) 872-6684



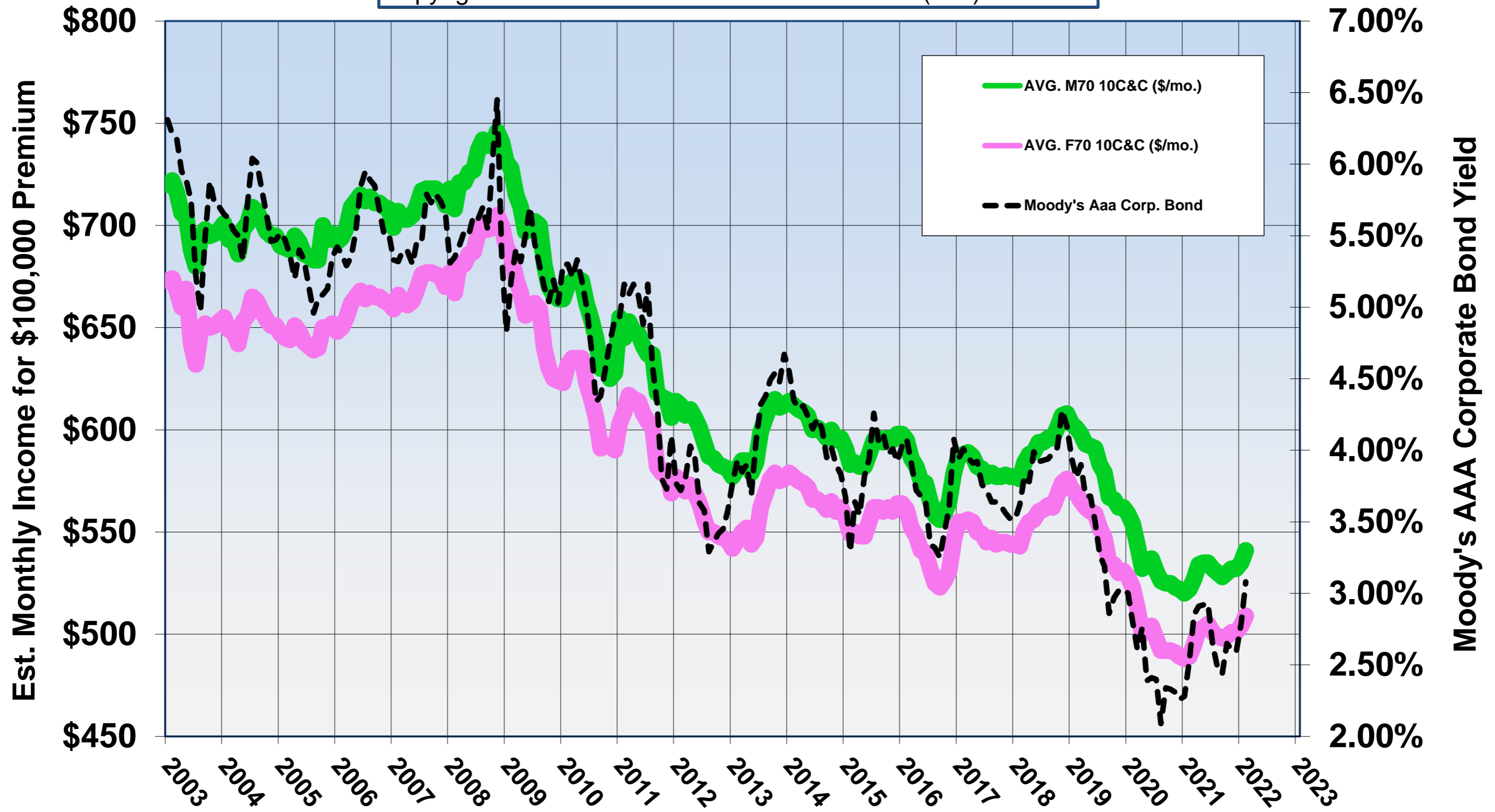
**Male 65 / Female 65**  
**Life & 10 Years Certain Annuity Rates**  
**and Moody's AAA Corporate Bond Yield**  
 Updated February 2022

Copyright 2020 [www.ImmediateAnnuities.com](http://www.ImmediateAnnuities.com) (800) 872-6684



**Male 70 / Female 70**  
**Life & 10 Years Certain Annuity Rates**  
**and Moody's AAA Corporate Bond Yield**  
 Updated February 2022

Copyright 2020 [www.ImmediateAnnuities.com](http://www.ImmediateAnnuities.com) (800) 872-6684



**Male 75 / Female 75**  
**Life & 10 Years Certain Annuity Rates**  
**and Moody's AAA Corporate Bond Yield**  
 Updated February 2022  
 Copyright 2020 www.ImmediateAnnuities.com (800) 872-6684

